

2024 annual report to the
Community

Hawthorndene Primary School

Hawthorndene Primary School number: 972

Partnership: Mitcham Hills



School principal:

Guy Walmsley

Signature

Date of
endorsement:

31/01/2025



Context Statement

Hawthorndene Primary School caters for students from R-6. At the time of this report, the enrolment in 2024 is 321. Hawthorndene Primary School is classified as Category 7 on the Department for Education Index of Educational Disadvantage. At the time of this report, the school population includes 2% Aboriginal students, 5% students with disabilities, 2% students with English as an additional language or dialect (EALD) funded background. Further information about the school is available on the school's website (including its context statement), as well as the My School website.

Data Source: Department for Education data holdings from Mid census captured in AUGUST 2024.

Governing Council Report

On behalf of Hawthorndene Primary School Governing Council, I submit the following Chairpersons Report for February 2025 AGM.

I would like to thank all Council members who served both HPS and the community in 2024. We have a couple of new Council members, and have appreciated the new concepts and knowledge these parents have brought to the Council.

The Council is supported by representatives from many committees, including the Parents & Friends Committee who support lunch order deliveries and fund raising activities such as fun food days, second hand uniform stalls and bingo night (fundraising has supported finalising the indigenous garden). The Sports Committee is undertaking the incredible task of scheduling the schools sports programs and supporting our volunteer coaches to support students in having the opportunity to engage in a variety of sports. We also have a Hawthorndene Kindergarten representative shares key activities undertaken at the kindergarten which provides input into the school to help prepare new students entering the school.

Our Finance Committee has done an exemplary role in managing school funds and supporting the financial administration to allow us to deliver the new toilet block building as well as ensuring our school is financially viable and supported in delivering an outstanding educational program.

The Council and the OSHC Committee has done exceptionally well in supporting the Out of School Hours Care and Vacation Out of School employees in providing a fun and engaging program supporting our students and our parent community. The leadership team continue to do a great job in enhancing and delivering a service which is highly regarded by both students and the parents.

2024 has been a great year for the school, with the school leadership team stepping up to support the efforts of the teachers, SSO's and administrative staff. Specifically, Council greatly appreciates the support and engagement from Andrea Burnside.

Council would like to thank those parents who volunteer their time supporting committees and other events, this is what creates such an amazing school community.

As this is my last year as Chair on the Council, I would like to thank all of the Council members who have supported me and each other over the last four years. The Council is represented by very engaged and driven members of our parent community and I feel very confident that the Council will continue to strive for great things for our school.

With the welcoming of our new Principal, Mr Guy Walmsley, we hope that 2025 brings us more opportunities to bring the school community together and support the education and wellbeing of the HPS students, staff and OSHC/VACOS program.

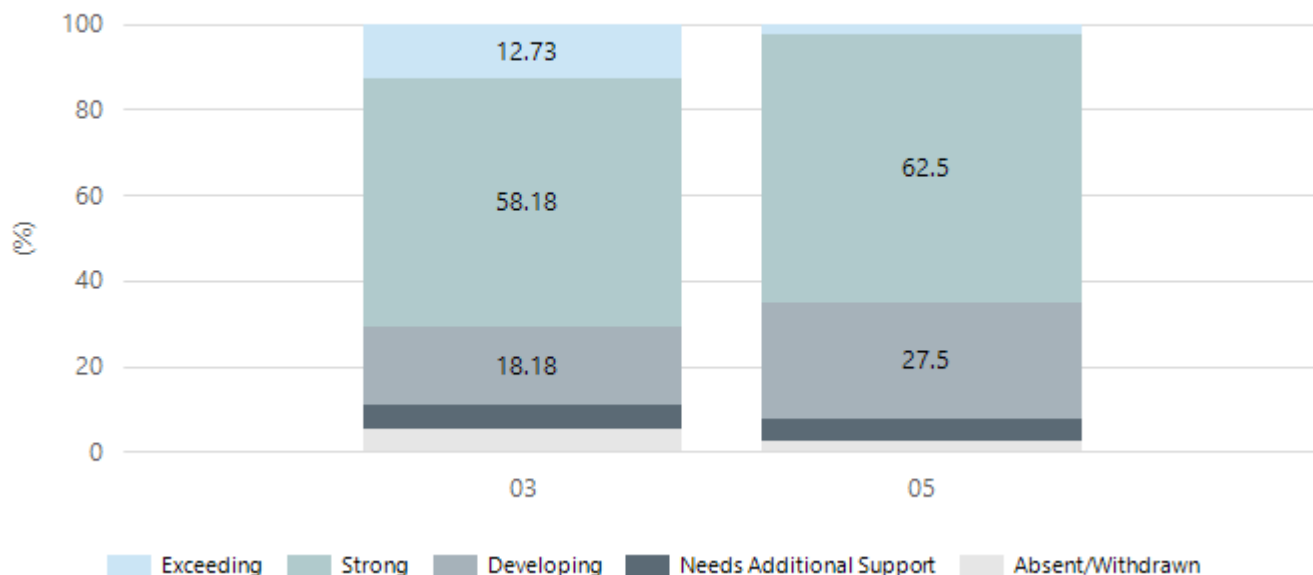
Thank you
Claire Bircumshaw
Chair HPS Governing Council

Performance Summary

NAPLAN Proficiency

In 2023 the Australian Curriculum, Assessment and Reporting Authority (ACARA) - a Commonwealth Independent statutory authority - announced changes to NAPLAN performance reporting. The new approach replaces the previous numerical NAPLAN bands and the national minimum standard.

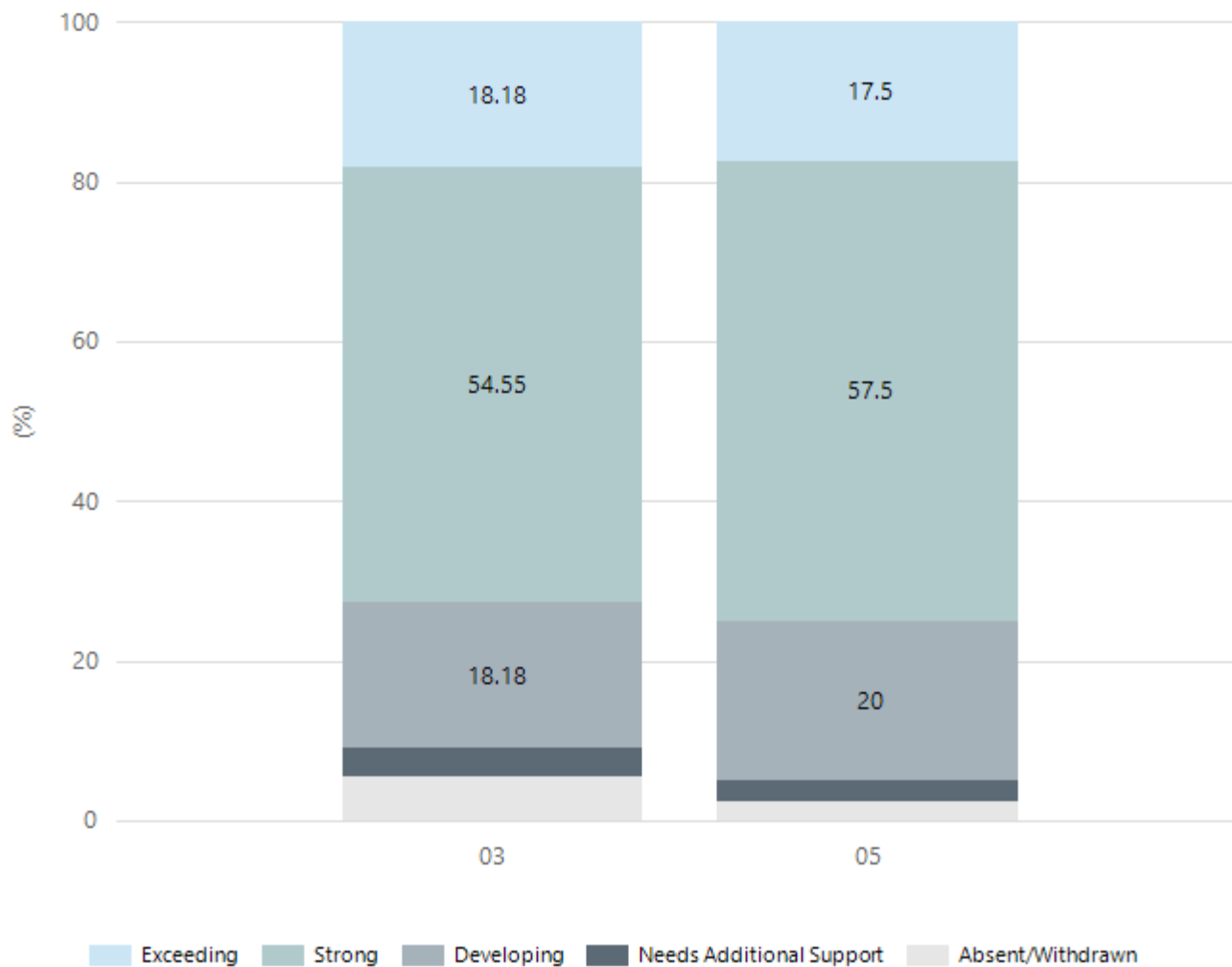
Numeracy



Year Level	03	05
Exceeding	7	1
Strong	32	25
Developing	10	11
Needs Additional Support	3	2
Absent/Withdrawn	3	1
Total	55	40

Data Source: Department for Education Assessment Data Holdings, 2024. If there are less than 6 students who sat NAPLAN in a school, no information will be shown. If a year level has less than 6 students, that year level will not be shown in NAPLAN results.

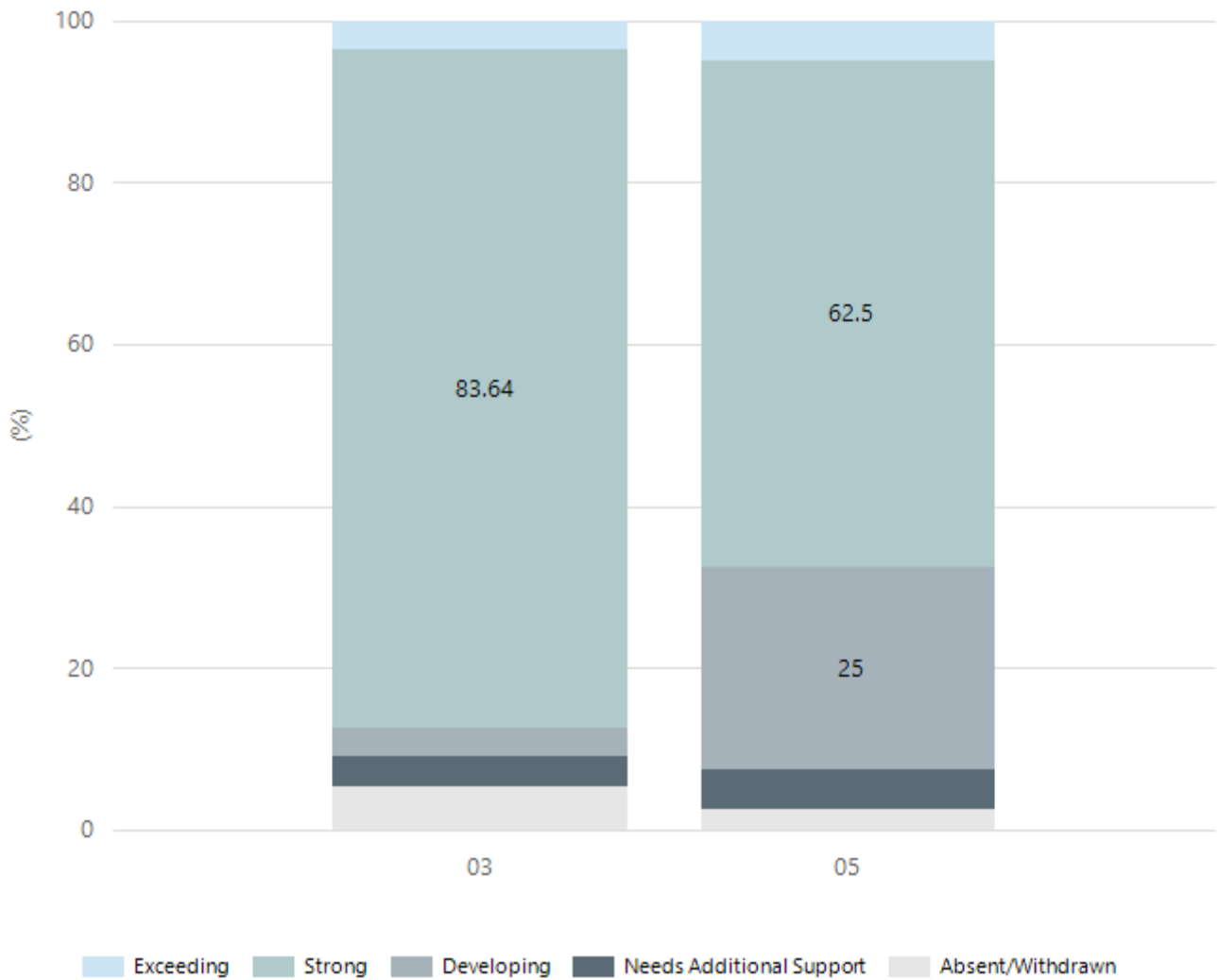
Reading



Year Level	03	05
Exceeding	10	7
Strong	30	23
Developing	10	8
Needs Additional Support	2	1
Absent/Withdrawn	3	1
Total	55	40

Data Source: Department for Education Assessment Data Holdings, 2024. If there are less than 6 students who sat NAPLAN in a school, no information will be shown. If a year level has less than 6 students, that year level will not be shown in NAPLAN results.

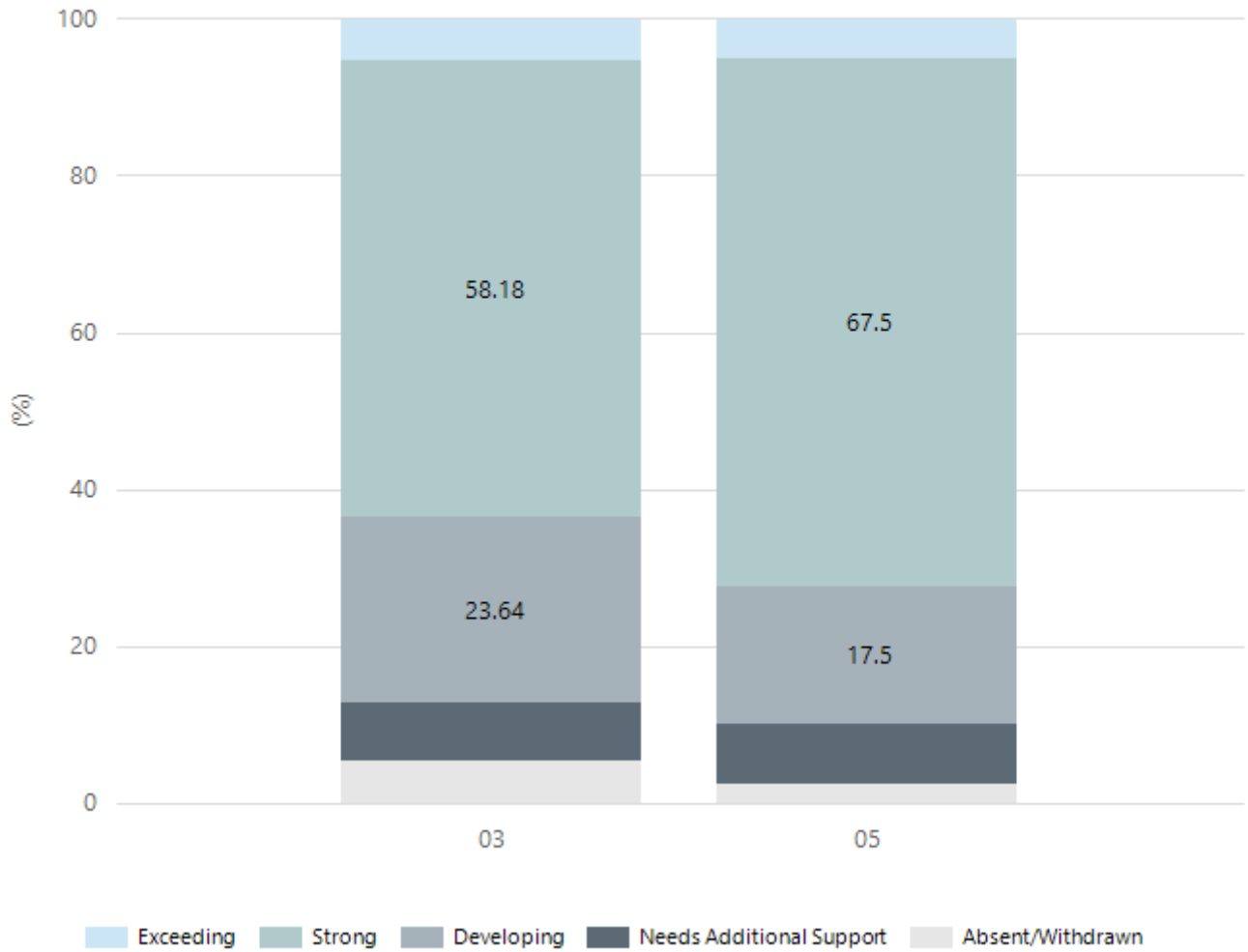
Writing



Year Level	03	05
Exceeding	2	2
Strong	46	25
Developing	2	10
Needs Additional Support	2	2
Absent/Withdrawn	3	1
Total	55	40

Data Source: Department for Education Assessment Data Holdings, 2024. If there are less than 6 students who sat NAPLAN in a school, no information will be shown. If a year level has less than 6 students, that year level will not be shown in NAPLAN results.

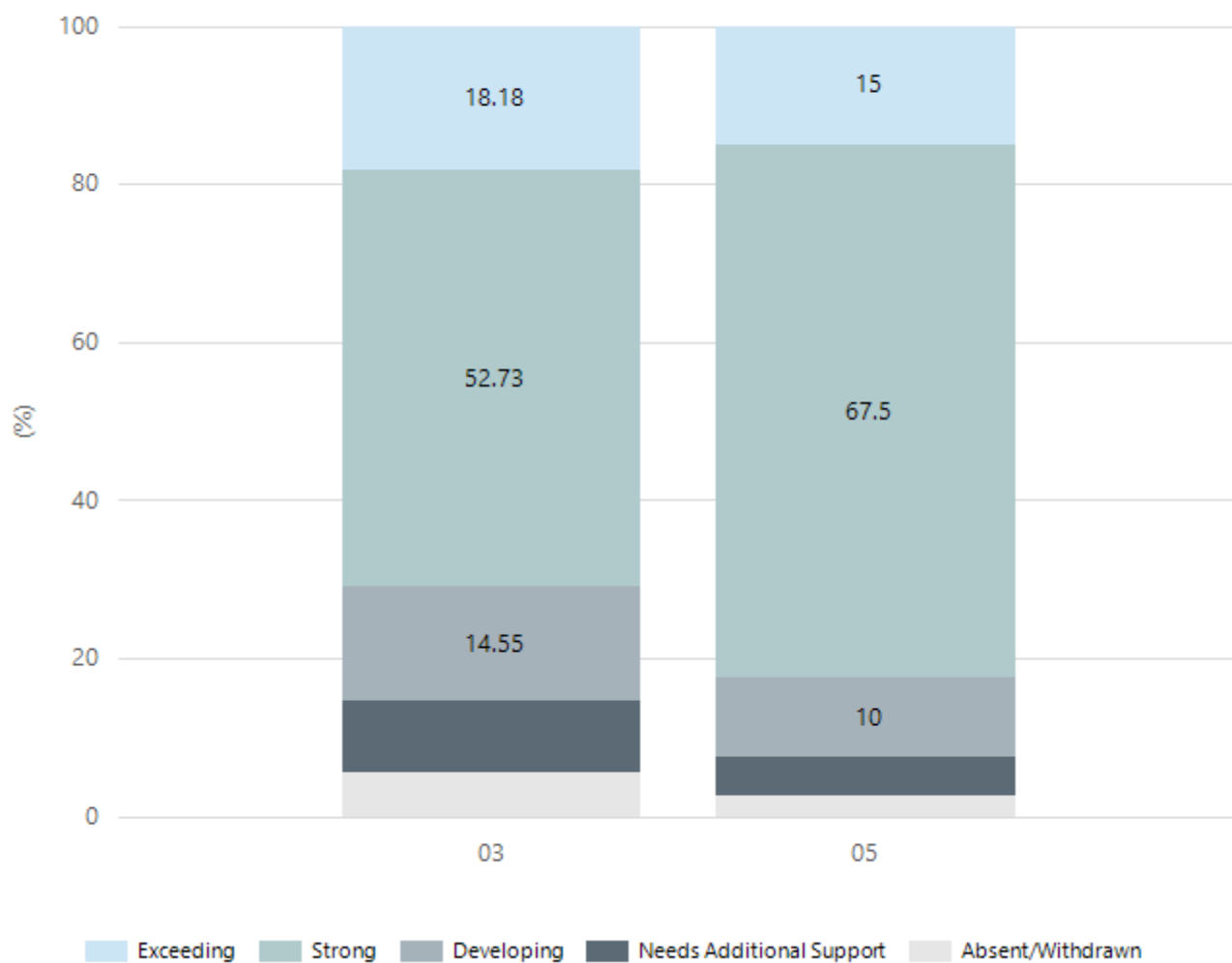
Grammar



Year Level	03	05
Exceeding	3	2
Strong	32	27
Developing	13	7
Needs Additional Support	4	3
Absent/Withdrawn	3	1
Total	55	40

Data Source: Department for Education Assessment Data Holdings, 2024. If there are less than 6 students who sat NAPLAN in a school, no information will be shown. If a year level has less than 6 students, that year level will not be shown in NAPLAN results.

Spelling



Year Level	03	05
Exceeding	10	6
Strong	29	27
Developing	8	4
Needs Additional Support	5	2
Absent/Withdrawn	3	1
Total	55	40

Data Source: Department for Education Assessment Data Holdings, 2024. If there are less than 6 students who sat NAPLAN in a school, no information will be shown. If a year level has less than 6 students, that year level will not be shown in NAPLAN results.

School Attendance

Year Level	2022	2023	2024
Reception	89.7%	95.2%	92.4%
Year 01	90.0%	92.0%	93.5%
Year 02	90.7%	90.8%	92.0%
Year 03	90.6%	91.7%	93.1%
Year 04	90.9%	92.8%	92.5%
Year 05	89.3%	91.8%	92.2%
Year 06	86.1%	89.9%	91.8%
Total	89.7%	91.8%	92.5%

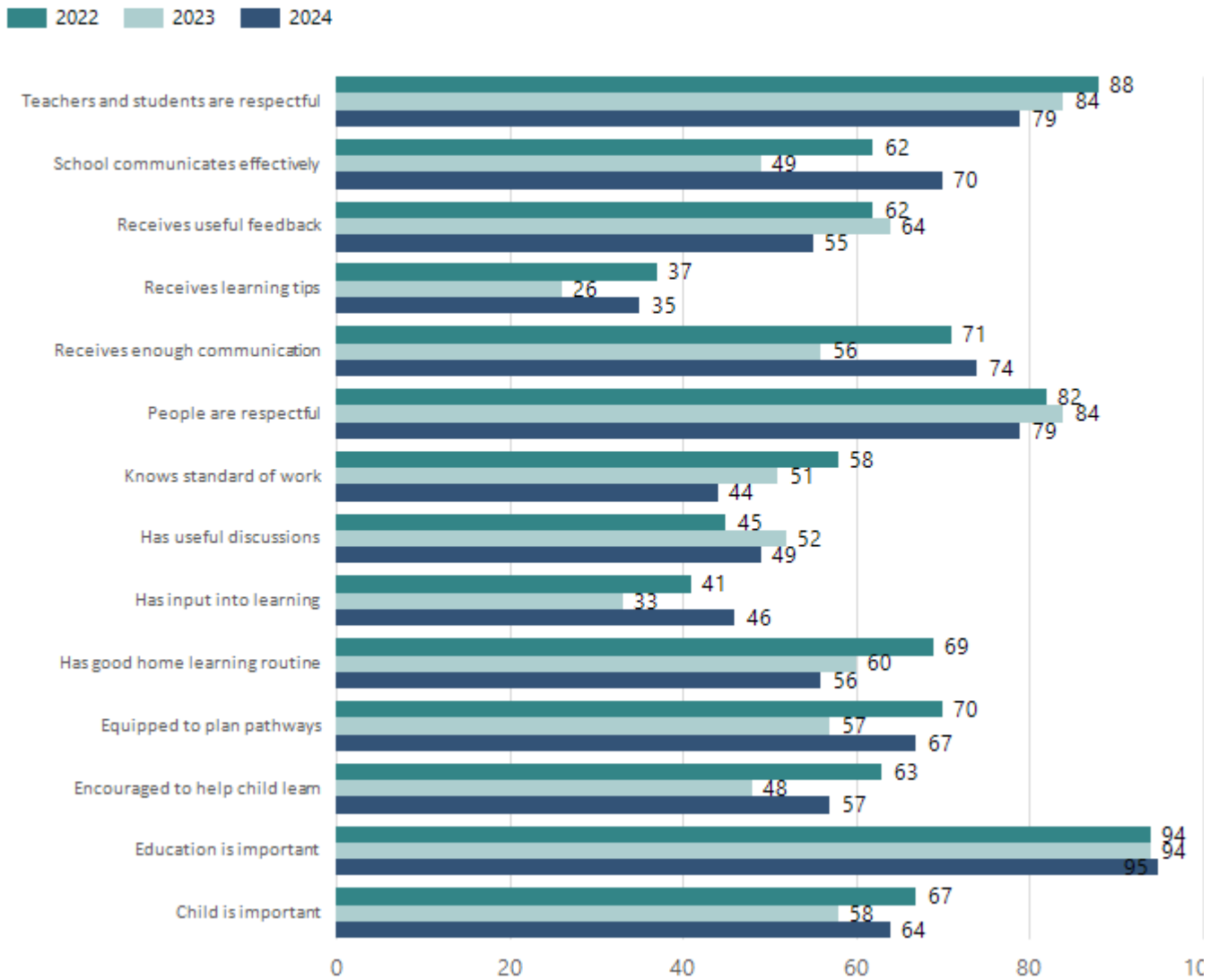
Data Source: Department for Education Attendance Data, Semester 1 Report 2024. A blank cell indicates there we no students enrolled. 'Primary Other' includes students enrolled in specialised education options. 'Secondary Other' includes students who have already spent a year at Year 12 and elected to undertake further study at Year 12.

Attendance Comment

In South Australia, all children and young people must be in school from 6 years to 16 years old. They must attend a government or non-government school full time. From age 16 to 17 however, young people must attend school or an approved learning program (such as an apprenticeship, traineeship, accredited course or university). Schools and parents must encourage and support students to come to school every day. Parents and caregivers must make sure their child is enrolled in a school, and attends school all day and everyday it is open, unless a child is sick or has an approved exemption. Teachers and leaders actively follow up when a student misses school, including recording all absences and non-attendance. All schools in South Australia have local attendance procedures governed under the Education and Children's Services Regulations 2020.

School Parent Opinion Survey Results

Proportion of agree/strongly agree response(%)



Data Source: 2024 Department for Education Parent Opinions Survey, Term 3 2024.

Intended Destination

Leave Reason	Number	%
NG - ATTENDING NON-GOV SCHOOL IN SA	4	80.0%
TG - TRANSFERRED TO SA GOVERNMENT SCHOOL	1	20.0%

Data Source: Department for Education Destination Data Report, 2024. Data extract term 3 2024. Data shows recorded destinations for students that left the school in the previous year. Data is uploaded by schools in term 3 and may not reflect final or total figures at time of report creation.

Highest Qualifications held by the teaching workforce and workforce composition

All teachers at this school are qualified and registered with the SA Teachers Registration Board.

Qualification Level	Number of Qualifications
Bachelor's degrees or Diplomas	14
Postgraduate Qualifications	11

Data Source: Data extracted from Mandatory Workforce Information Collections as on the last pay date of June 2024. As self-reported by staff in the system.

Please note: Data includes staff who are Actively employed and on extended paid leave. Please note only the highest qualification of the Teaching staff is reported. Excludes any number of other certifications earned.

Workforce composition including indigenous staff

	Teaching Staff		Non-Teaching Staff	
	Indigenous	Non-Indigenous	Indigenous	Non-Indigenous
Full-Time Equivalents	0.0	21.9	0.0	7.4
Persons	0.0	25.0	0.0	12.0

Data Source: Data extracted from Mandatory Workforce Information Collection as on the last pay date of June 2024.

Please note: Data includes staff who are actively employed and on extended paid leave. "Indigenous category" is self-reported by staff in the system.

Financial Statement

Funding Source	Amount
Grants: State	\$3,468,360
Grants: Commonwealth	\$9,150
Parent Contributions	\$183,694
Fund Raising	\$8,398
Other	\$131,163

Data Source: School supplied data.